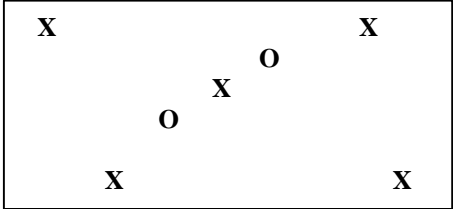
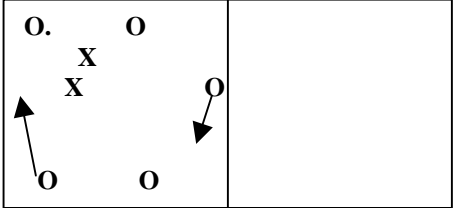
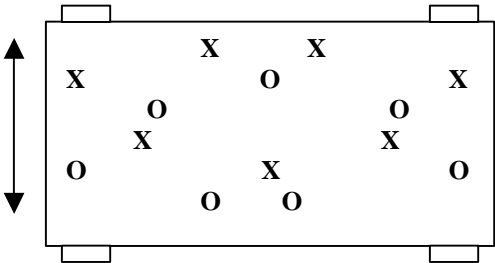



# TOPIC: Team Shape #2

Coach Name: Ian Barker

<u>ACTIVITY 1</u>	<u>ORGANIZATION</u>	<u>KEY COACHING POINTS</u>
	<p>5 v 2</p> <ul style="list-style-type: none"> <li>• Limit touches</li> <li>• Point for split/consecutive passes</li> </ul>	<ul style="list-style-type: none"> <li>✓ Supporting angles</li> <li>✓ Vision in advance of receiving</li> <li>✓ Spit but do not force</li> <li>✓ Involve a playmaker</li> </ul>
	<p>5 v 2 with direction</p> <ul style="list-style-type: none"> <li>• Play to other grid after split/consecutive passes</li> <li>• Half line is offside line</li> </ul>	<ul style="list-style-type: none"> <li>✓ Possess and transition space</li> <li>✓ Penetrate on dribble</li> <li>✓ Penetrate on through ball</li> <li>✓ Penetrate in combination</li> </ul>
	<p>7 v 7 to 4 goals</p> <ul style="list-style-type: none"> <li>• Play in 4 – 3 formation</li> <li>• Use an offside line</li> </ul>	<ul style="list-style-type: none"> <li>✓ Employ width and length and depth</li> <li>✓ Players to exchange position</li> <li>✓ Players look to “overload” lines in possession</li> </ul>
	<p>7 v 7 to 2 goals</p> <ul style="list-style-type: none"> <li>• Unconditioned play</li> </ul>	<ul style="list-style-type: none"> <li>✓ Team shape in and out of possession</li> <li>✓ Team shape in areas of field</li> <li>✓ Connected movement – cover/support</li> </ul>